

## UNIT-II

### DEMAND AND SUPPLY ANALYSIS

#### Introduction & Meaning:

Demand in common parlance means the desire for an object. But in economics demand is something more than this. According to Stonier and Hague, "Demand in economics means demand backed up by enough money to pay for the goods demanded". This means that the demand becomes effective only if it is backed by the purchasing power in addition to this there must be willingness to buy a commodity.

Thus demand in economics means the desire backed by the willingness to buy a commodity and the purchasing power to pay. In the words of "Benham" "The demand for anything at a given price is the amount of it which will be bought per unit of time at that Price". (Thus demand is always at a price for a definite quantity at a specified time.) Thus demand has three essentials – price, quantity demanded and time. Without these, demand has no significance in economics.

#### LAW of Demand:

Law of demand shows the relation between price and quantity demanded of a commodity in the market. In the words of Marshall, "the amount demand increases with a fall in price and diminishes with a rise in price".

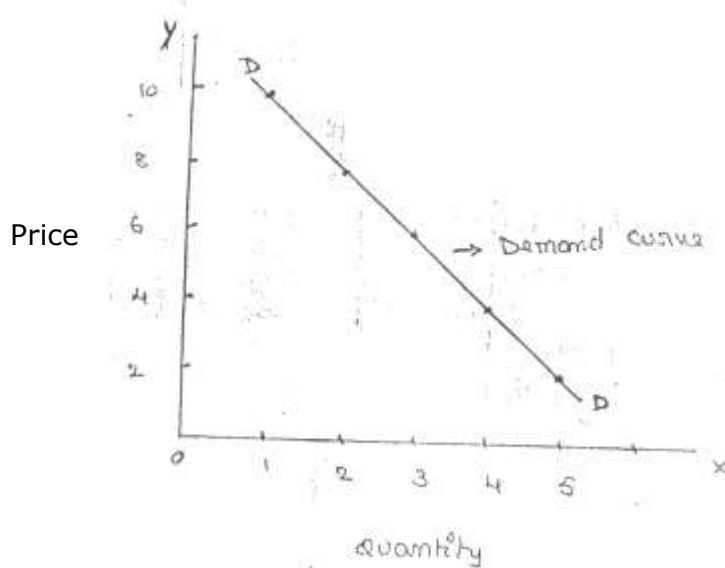
A rise in the price of a commodity is followed by a reduction in demand and a fall in price is followed by an increase in demand, if a condition of demand remains constant.

The law of demand may be explained with the help of the following demand schedule.

#### ***Demand Schedule.***

Price of Appel (In. Rs.)	Quantity Demanded
10	1
8	2
6	3
4	4
2	5

When the price falls from Rs. 10 to 8 quantity demand increases from 1 to 2. In the same way as price falls, quantity demand increases on the basis of the demand schedule we can draw the demand curve.



The demand curve DD shows the inverse relation between price and quantity demand of apple. It is downward sloping.

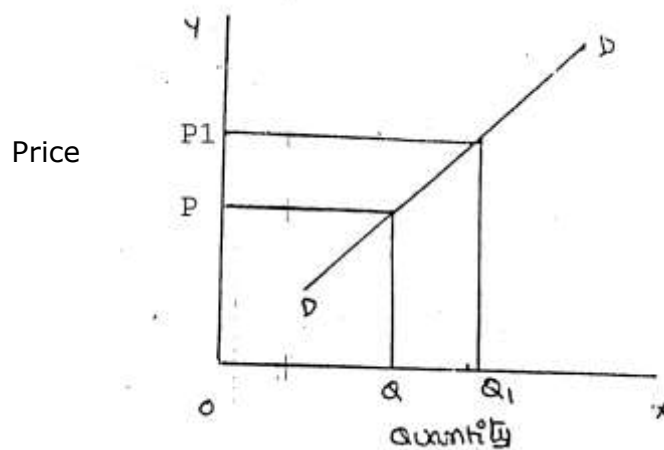
**Assumptions:**

Law of demand is based on certain assumptions:

1. There is no change in consumers taste and preferences.
2. Income should remain constant.
3. Prices of other goods should not change.
4. There should be no substitute for the commodity
5. The commodity should not confer any distinction
6. The demand for the commodity should be continuous
7. People should not expect any change in the price of the commodity

**Exceptional demand curve:**

Some times the demand curve slopes upwards from left to right. In this case the demand curve has a positive slope.



When price increases from OP to Op1 quantity demanded also increases from to OQ1 and vice versa. The reasons for exceptional demand curve are as follows.

**1. Giffen paradox:**

The Giffen good or inferior good is an exception to the law of demand. When the price of an inferior good falls, the poor will buy less and vice versa. For example, when the price of maize falls, the poor are willing to spend more on superior goods than on maize if the price of maize increases, he has to increase the quantity of money spent on it. Otherwise he will have to face starvation. Thus a fall in price is followed by reduction in quantity demanded and vice versa. "Giffen" first explained this and therefore it is called as Giffen's paradox.

**2. Veblen or Demonstration effect:**

'Veblen' has explained the exceptional demand curve through his doctrine of conspicuous consumption. Rich people buy certain good because it gives social distinction or prestige for example diamonds are bought by the richer class for the prestige it possess. If the price of diamonds falls poor also will buy it hence they will not give prestige. Therefore, rich people may stop buying this commodity.

**3. Ignorance:**

Sometimes, the quality of the commodity is judged by its price. Consumers think that the product is superior if the price is high. As such they buy more at a higher price.

**1. Speculative effect:**

If the price of the commodity is increasing the consumers will buy more of it because of the fear that it increase still further, Thus, an increase in price may not be accomplished by a decrease in demand.

### **5. Fear of shortage:**

During the times of emergency of war People may expect shortage of a commodity. At that time, they may buy more at a higher price to keep stocks for the future.

### **2. Necessaries:**

In the case of necessities like rice, vegetables etc. people buy more even at a higher price.

## **Factors Affecting Demand:**

There are factors on which the demand for a commodity depends. These factors are economic, social as well as political factors. The effect of all the factors on the amount demanded for the commodity is called Demand Function.

These factors are as follows:

### **1. Price of the Commodity:**

The most important factor-affecting amount demanded is the price of the commodity. The amount of a commodity demanded at a particular price is more properly called price demand. The relation between price and demand is called the Law of Demand. It is not only the existing price but also the expected changes in price, which affect demand.

### **2. Income of the Consumer:**

The second most important factor influencing demand is consumer income. In fact, we can establish a relation between the consumer income and the demand at different levels of income, price and other things remaining the same. The demand for a normal commodity goes up when income rises and falls down when income falls. But in case of Giffen goods the relationship is the opposite.

### **3. Prices of related goods:**

The demand for a commodity is also affected by the changes in prices of the related goods also. Related goods can be of two types:

(i). Substitutes which can replace each other in use; for example, tea and coffee are substitutes. The change in price of a substitute has effect on a commodity's demand

in the same direction in which price changes. The rise in price of coffee shall raise the demand for tea;

(ii). Complementary goods are those which are jointly demanded, such as pen and ink. In

such cases complementary goods have opposite relationship between price of one commodity and the amount demanded for the other. If the price of pens goes up, their demand is less as a result of which the demand for ink is also less. The price and demand go in opposite direction. The effect of changes in price of a commodity on amounts demanded of related commodities is called Cross Demand.

#### **4. Tastes of the Consumers:**

The amount demanded also depends on consumer's taste. Tastes include fashion, habit, customs, etc. A consumer's taste is also affected by advertisement. If the taste for a commodity goes up, its amount demanded is more even at the same price. This is called increase in demand. The opposite is called decrease in demand.

#### **5. Wealth:**

The amount demanded of commodity is also affected by the amount of wealth as well as its distribution. The wealthier are the people; higher is the demand for normal commodities. If wealth is more equally distributed, the demand for necessities and comforts is more. On the other hand, if some people are rich, while the majorities are poor, the demand for luxuries is generally higher.

#### **6. Population:**

Increase in population increases demand for necessities of life. The composition of population also affects demand. Composition of population means the proportion of young and old and children as well as the ratio of men to women. A change in

composition of population has an effect on the nature of demand for different commodities.

### ***7. Government Policy:***

Government policy affects the demands for commodities through taxation. Taxing a commodity increases its price and the demand goes down. Similarly, financial help from the government increases the demand for a commodity while lowering its price.

### ***8. Expectations regarding the future:***

If consumers expect changes in price of commodity in future, they will change the demand at present even when the present price remains the same. Similarly, if consumers expect their incomes to rise in the near future they may increase the demand for a commodity just now.

### ***9. Climate and weather:***

The climate of an area and the weather prevailing there has a decisive effect on consumer's demand. In cold areas woolen cloth is demanded. During hot summer days, ice is very much in demand. On a rainy day, ice cream is not so much demanded.

### ***10. State of business:***

The level of demand for different commodities also depends upon the business conditions in the country. If the country is passing through boom conditions, there will be a marked increase in demand. On the other hand, the level of demand goes down during depression.

## **DEMAND AND SUPPLY ANALYSIS**

Elasticity of demand explains the relationship between a change in price and consequent change in amount demanded. "Marshall" introduced the concept of elasticity of demand. Elasticity of demand shows the extent of change in quantity demanded to a change in price.

In the words of "Marshall", "The elasticity of demand in a market is great or small according as the amount demanded increases much or little for a given fall in the price and diminishes much or little for a given rise in Price"

**Elastic demand:** A small change in price may lead to a great change in quantity demanded. In this case, demand is elastic.

**In-elastic demand:** If a big change in price is followed by a small change in demanded then the demand is "inelastic".

### **Types of Elasticity of Demand:**

There are three types of elasticity of demand:

1. Price elasticity of demand
2. Income elasticity of demand
3. Cross elasticity of demand

### **1. Price elasticity of demand:**

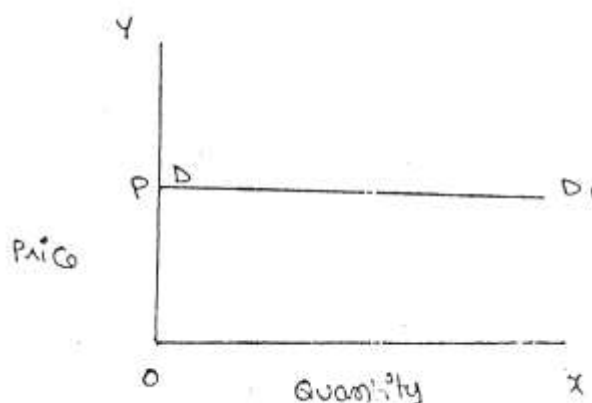
Marshall was the first economist to define price elasticity of demand. Price elasticity of demand measures changes in quantity demanded to a change in Price. It is the ratio of percentage change in quantity demanded to a percentage change in price.

$$\text{Price elasticity} = \frac{\text{Proportionate change in the quantity demand of commodity}}{\text{Proportionate change in the price of commodity}}$$

There are five cases of price elasticity of demand

### A. Perfectly elastic demand:

When small change in price leads to an infinitely large change in quantity demanded, it is called perfectly or infinitely elastic demand. In this case  $E = \infty$

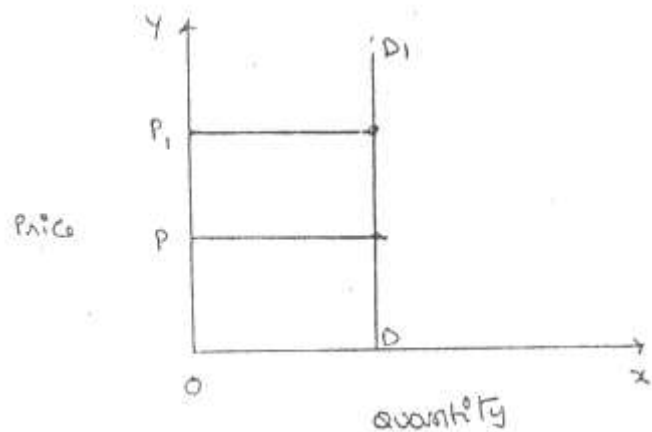


The demand curve DD1 is horizontal straight line. It shows that at "OP" price any amount is demanded and if price increases, the consumer will not purchase the commodity.

### B. Perfectly Inelastic Demand

In this case, even a large change in price fails to bring about a change in quantity demanded.

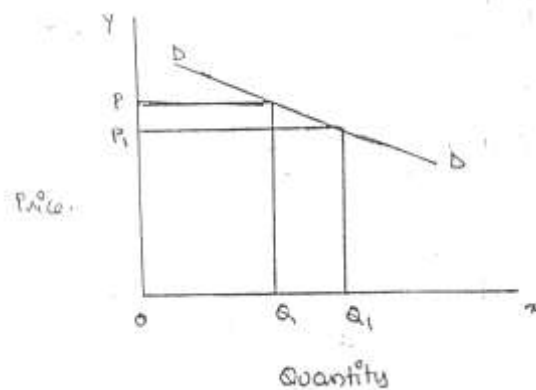




When price increases from 'OP' to 'OP', the quantity demanded remains the same. In other words the response of demand to a change in Price is nil. In this case 'E'=0.

### C. Relatively elastic demand:

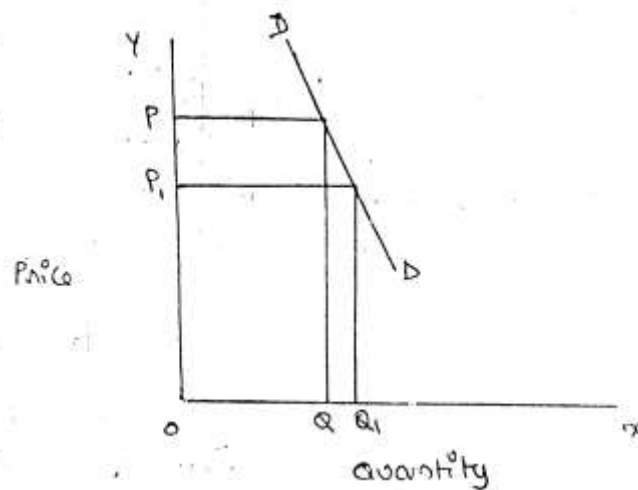
Demand changes more than proportionately to a change in price. i.e. a small change in price leads to a very big change in the quantity demanded. In this case  $E > 1$ . This demand curve will be flatter.



When price falls from 'OP' to 'OP', amount demanded increases from "OQ" to "OQ1" which is larger than the change in price.

### D. Relatively in-elastic demand.

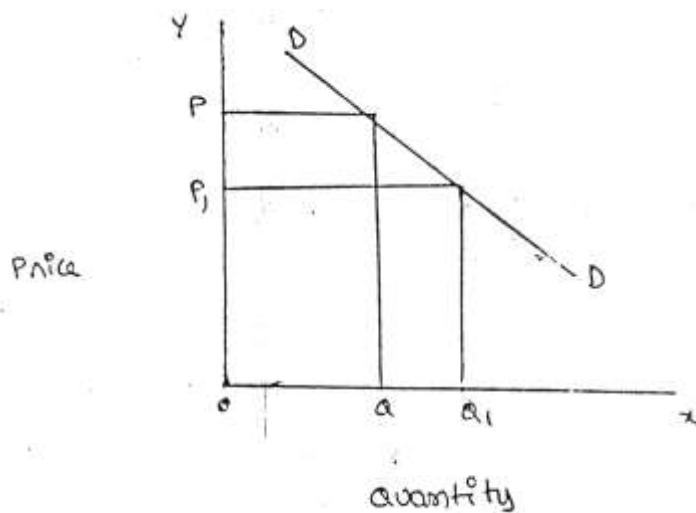
Quantity demanded changes less than proportional to a change in price. A large change in price leads to small change in amount demanded. Here  $E < 1$ . Demand curve will be steeper.



When price falls from "OP' to 'OP1 amount demanded increases from OQ to OQ1, which is smaller than the change in price.

**E. Unit elasticity of demand:**

The change in demand is exactly equal to the change in price. When both are equal  $E=1$  and elasticity is said to be unitary.



When price falls from 'OP' to 'OP1' quantity demanded increases from 'OQ' to 'OQ1', quantity demanded increases from 'OQ' to 'OQ1'. Thus a change in price has resulted in an equal change in quantity demanded so price elasticity of demand is equal to unity.

## **2. Income elasticity of demand:**

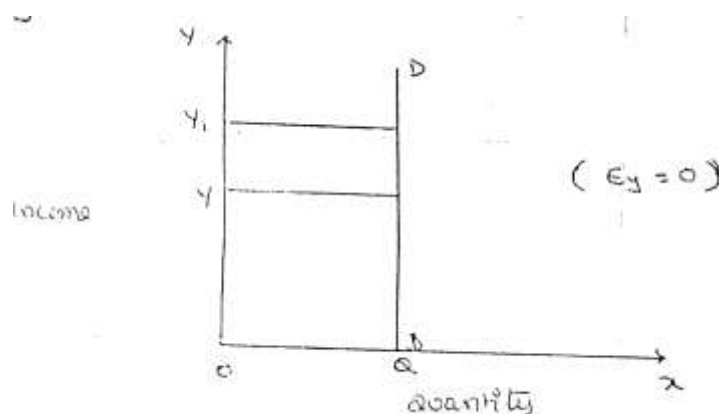
Income elasticity of demand shows the change in quantity demanded as a result of a change in income. Income elasticity of demand may be stated in the form of a formula.

$$\text{Income Elasticity} = \frac{\text{Proportionate change in the quantity demand of commodity}}{\text{Proportionate change in the income of the people}}$$

Income elasticity of demand can be classified in to five types.

### **A. Zero income elasticity:**

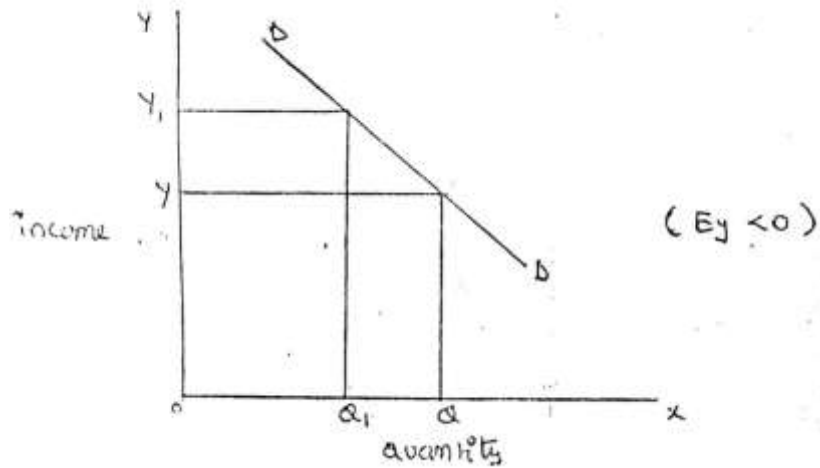
Quantity demanded remains the same, even though money income increases. Symbolically, it can be expressed as  $E_y = 0$ . It can be depicted in the following way:



As income increases from OY to OY1, quantity demanded never changes.

### **B. Negative Income elasticity:**

When income increases, quantity demanded falls. In this case, income elasticity of demand is negative. i.e.,  $E_y < 0$ .

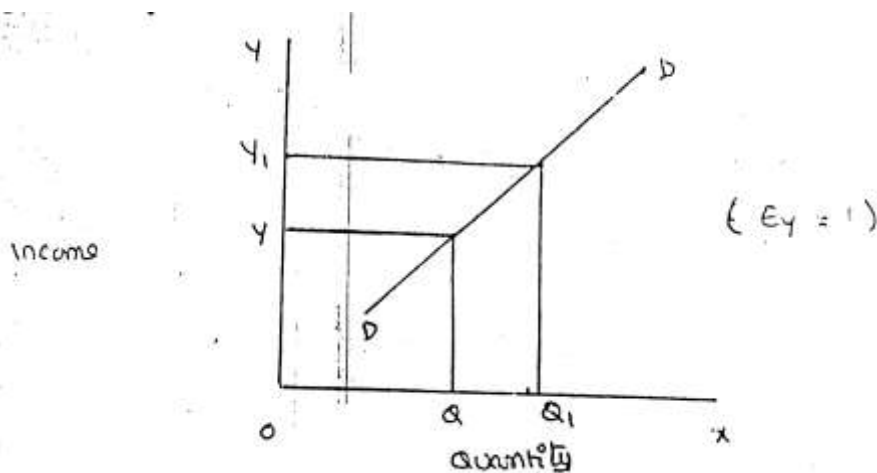


When income increases from  $OY$  to  $OY_1$ , demand falls from  $OQ$  to  $OQ_1$ .

income from  $OY$  to

**c. Unit income elasticity:**

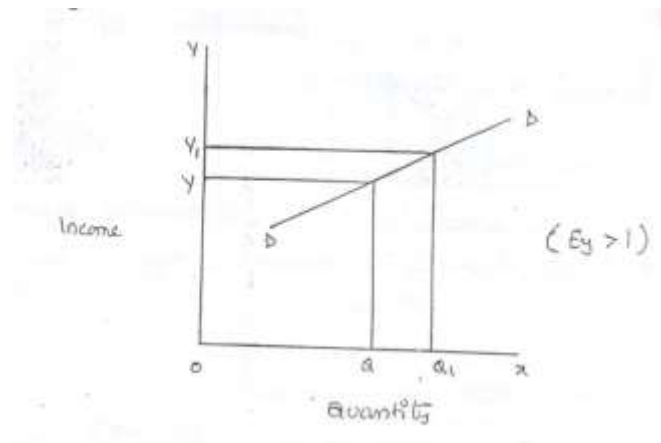
When an increase in income brings about a proportionate increase in quantity demanded, and then income elasticity of demand is equal to one.  $E_y = 1$



When income increases from  $OY$  to  $OY_1$ , Quantity demanded also increases from  $OQ$  to  $OQ_1$ .

**d. Income elasticity greater than unity:**

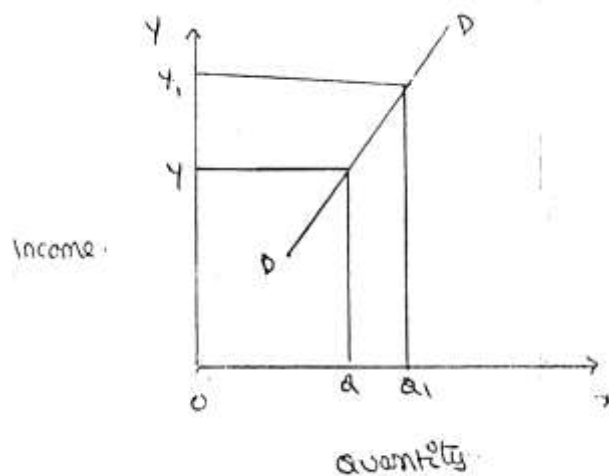
In this case, an increase in come brings about a more than proportionate increase in quantity demanded. Symbolically it can be written as  $E_y > 1$ .



It shows high-income elasticity of demand. When income increases from OY to OY1, Quantity demanded increases from OQ to OQ1.

**E. Income elasticity less than unity:**

When income increases quantity demanded also increases but less than proportionately. In this case  $E < 1$ .



An increase in income from OY to OY1, brings what an increase in quantity demanded from OQ to OQ1, But the increase in quantity demanded is smaller than the increase in income. Hence, income elasticity of demand is less than one.

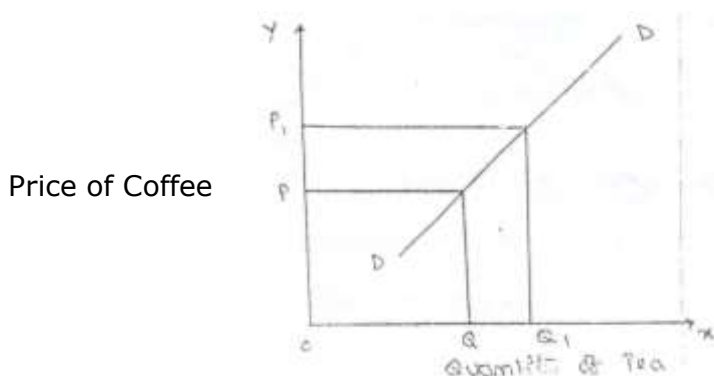
**3. Cross elasticity of Demand:**

A change in the price of one commodity leads to a change in the quantity demanded of another commodity. This is called a cross elasticity of demand. The formula for cross elasticity of demand is:

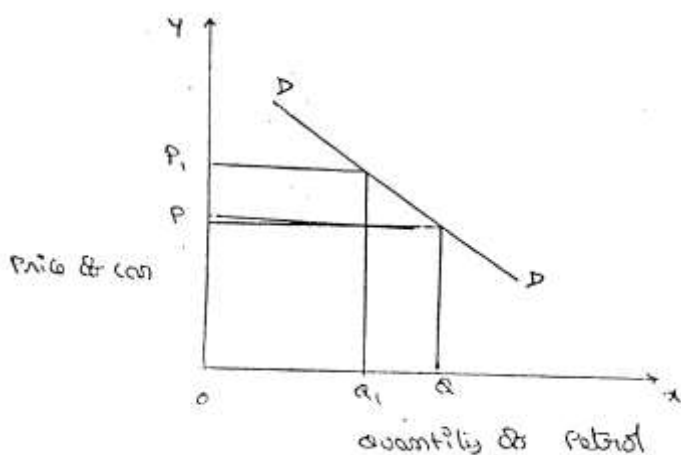
$$\text{Cross elasticity} = \frac{\text{Proportionate change in the quantity demand of commodity "X"}}{\text{Proportionate change in the price of commodity "Y"}}$$

**a. In case of substitutes**, cross elasticity of demand is positive. Eg: Coffee and Tea

When the price of coffee increases, Quantity demanded of tea increases. Both are substitutes.



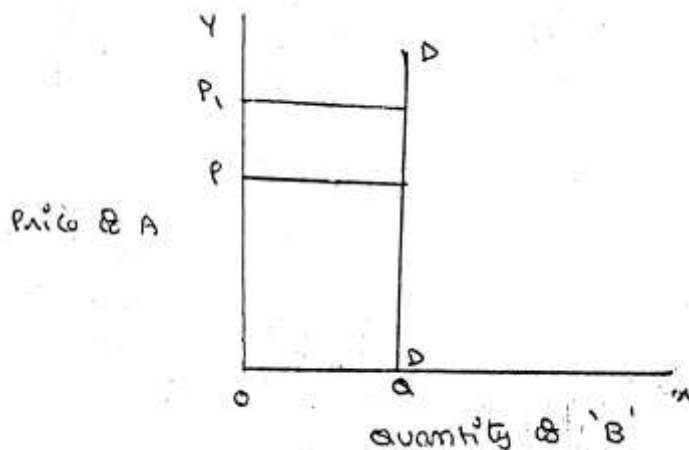
**b. In case of compliments**, cross elasticity is negative. If increase in the price of one commodity leads to a decrease in the quantity demanded of another and vice versa.



$$E_c = \frac{\% \Delta Q_1}{\% \Delta P_1} \text{ (negative)}$$

When price of car goes up from OP to OP!, the quantity demanded of petrol decreases from OQ to OQ!. The cross-demanded curve has negative slope.

**c. In case of unrelated commodities**, cross elasticity of demanded is zero. A change in the price of one commodity will not affect the quantity demanded of another.



Quantity demanded of commodity "b" remains unchanged due to a change in the price of 'A', as both are unrelated goods.

### **Factors influencing the elasticity of demand**

Elasticity of demand depends on many factors.

#### **1. Nature of commodity:**

Elasticity or in-elasticity of demand depends on the nature of the commodity i.e. whether a commodity is a necessity, comfort or luxury, normally; the demand for Necessaries like salt, rice etc is inelastic. On the other hand, the demand for comforts and luxuries is elastic.

#### **2. Availability of substitutes:**

Elasticity of demand depends on availability or non-availability of substitutes. In case of commodities, which have substitutes, demand is elastic, but in case of commodities, which have no substitutes, demand is in elastic.

### **3. Variety of uses:**

If a commodity can be used for several purposes, than it will have elastic demand. i.e. electricity. On the other hand, demanded is inelastic for commodities, which can be put to only one use.

### **4. Postponement of demand:**

If the consumption of a commodity can be postponed, than it will have elastic demand. On the contrary, if the demand for a commodity cannot be postpones, than demand is in elastic. The demand for rice or medicine cannot be postponed, while the demand for Cycle or umbrella can be postponed.

### **5. Amount of money spent:**

Elasticity of demand depends on the amount of money spent on the commodity. If the consumer spends a smaller for example a consumer spends a little amount on salt and matchboxes. Even when price of salt or matchbox goes up, demanded will not fall. Therefore, demand is in case of clothing a consumer spends a large proportion of his income and an increase in price will reduce his demand for clothing. So the demand is elastic.

### **6. Time:**

Elasticity of demand varies with time. Generally, demand is inelastic during short period and elastic during the long period. Demand is inelastic during short period because the consumers do not have enough time to know about the change is price. Even if they are aware of the price change, they may not immediately switch over to a new commodity, as they are accustomed to the old commodity.

### **7. Range of Prices:**

Range of prices exerts an important influence on elasticity of demand. At a very high price, demand is inelastic because a slight fall in price will not induce the people buy more. Similarly at a low price also demand is inelastic. This is because at a low price all those who want to buy the commodity would have bought it and a further fall in price will not increase the demand. Therefore, elasticity is low at very him and very low prices.



## **Importance of Elasticity of Demand:**

The concept of elasticity of demand is of much practical importance.

### **1. Price fixation:**

Each seller under monopoly and imperfect competition has to take into account elasticity of demand while fixing the price for his product. If the demand for the product is inelastic, he can fix a higher price.

### **2. Production:**

Producers generally decide their production level on the basis of demand for the product. Hence elasticity of demand helps the producers to take correct decision regarding the level of cut put to be produced.

### **3. Distribution:**

Elasticity of demand also helps in the determination of rewards for factors of production. For example, if the demand for labour is inelastic, trade unions will be successful in raising wages. It is applicable to other factors of production.

### **4. International Trade:**

Elasticity of demand helps in finding out the terms of trade between two countries. Terms of trade refers to the rate at which domestic commodity is exchanged for foreign commodities. Terms of trade depends upon the elasticity of demand of the two countries for each other goods.

### **5. Public Finance:**

Elasticity of demand helps the government in formulating tax policies. For example, for imposing tax on a commodity, the Finance Minister has to take into account the elasticity of demand.

### **6. Nationalization:**

The concept of elasticity of demand enables the government to decide about nationalization of industries.

## **Demand Forecasting**

### **Introduction:**

The information about the future is essential for both new firms and those planning to expand the scale of their production. Demand forecasting refers to an estimate of future demand for the product.

It is an 'objective assessment of the future course of demand". In recent times, forecasting plays an important role in business decision-making. Demand forecasting has an important influence on production planning. It is essential for a firm to produce the required quantities at the right time.

It is essential to distinguish between forecasts of demand and forecasts of sales. Sales forecast is important for estimating revenue cash requirements and expenses. Demand forecasts relate to production, inventory control, timing, reliability of forecast etc. However, there is not much difference between these two terms.

### **Types of demand Forecasting:**

Based on the time span and planning requirements of business firms, demand forecasting can be classified in to

1. Short-term demand forecasting and
2. Long – term demand forecasting.

#### ***1. Short-term demand forecasting:***

Short-term demand forecasting is limited to short periods, usually for one year. It relates to policies regarding sales, purchase, price and finances. It refers to existing production capacity of the firm. Short-term forecasting is essential for formulating a suitable price policy. If the business people expect of rise in the prices of raw materials or shortages, they may buy early. This price forecasting helps in sale policy formulation. Production may be undertaken based on expected sales and not on actual sales. Further, demand forecasting assists in financial forecasting also. Prior information about production and sales is essential to provide additional funds on reasonable terms.

#### ***2. Long – term forecasting:***

In long-term forecasting, the businessmen should know about the long-term demand for the product. Planning of a new plant or expansion of an existing unit depends on long-term demand. Similarly a multi product firm must take into account the demand for different items. When forecasts are made covering long periods, the probability of error is high. It is very difficult to forecast the production, the trend of prices and the nature of competition. Hence quality and competent forecasts are essential.

Prof. C. I. Savage and T.R. Small classify demand forecasting into time types. They are 1. Economic forecasting, 2. Industry forecasting, 3. Firm level forecasting. Economic forecasting is concerned with the economy, while industrial level forecasting is used for inter-industry comparisons and is being supplied by trade association or chamber of commerce. Firm level forecasting relates to individual firm.

### **Methods of forecasting:**

Several methods are employed for forecasting demand. All these methods can be grouped under survey method and statistical method. Survey methods and statistical methods are further subdivided into different categories.

#### **1. Survey Method:**

Under this method, information about the desires of the consumer and opinion of experts are collected by interviewing them. Survey method can be divided into four types viz., Opinion survey method; expert opinion; Delphi method and consumer interview methods.

##### ***a. Opinion survey method:***

This method is also known as sales-force composite method (or) collective opinion method. Under this method, the company asks its salesman to submit estimate of future sales in their respective territories. Since the forecasts of the salesmen are biased due to their optimistic or pessimistic attitude ignorance about economic developments etc. these estimates are consolidated, reviewed and adjusted by the top executives. In case of wide differences, an average is struck to make the forecasts realistic.

This method is more useful and appropriate because the salesmen are more knowledgeable. They can be an important source of information. They are cooperative. The implementation within unbiased or their bias can be corrected.

##### ***B. Expert opinion method:***

Apart from salesmen and consumers, distributors or outside experts may also be used for forecasting. In the United States of America, the automobile companies get sales estimates directly from their dealers. Firms in advanced countries make use of outside experts for estimating future demand. Various public and private agencies all periodic forecasts of short or long term business conditions.

### ***C. Delphi Method:***

A variant of the survey method is Delphi method. It is a sophisticated method to arrive at a consensus. Under this method, a panel is selected to give suggestions to solve the problems in hand. Both internal and external experts can be the members of the panel. Panel members are kept apart from each other and express their views in an anonymous manner. There is also a coordinator who acts as an intermediary among the panelists. He prepares the questionnaire and sends it to the panelist. At the end of each round, he prepares a summary report. On the basis of the summary report the panel members have to give suggestions. This method has been used in the area of technological forecasting. It has proved more popular in forecasting. It has proved more popular in forecasting non-economic rather than economic variables.

### ***D. Consumers interview method:***

In this method the consumers are contacted personally to know about their plans and preference regarding the consumption of the product. A list of all potential buyers would be drawn and each buyer will be approached and asked how much he plans to buy the listed product in future. He would be asked the proportion in which he intends to buy. This method seems to be the most ideal method for forecasting demand.

## **2. Statistical Methods:**

Statistical method is used for long run forecasting. In this method, statistical and mathematical techniques are used to forecast demand. This method relies on past data.

### ***a. Time series analysis or trend projection methods:***

A well-established firm would have accumulated data. These data are analyzed to determine the nature of existing trend. Then, this trend is projected in to the future and the results are used as the basis for forecast. This is called as time series analysis.

This data can be presented either in a tabular form or a graph. In the time series post data of sales are used to forecast future.

### ***b. Barometric Technique:***

Simple trend projections are not capable of forecasting turning points. Under Barometric method, present events are used to predict the directions of change in future. This is done with the help of economics and statistical indicators. Those are (1) Construction Contracts awarded for building materials (2) Personal income (3) Agricultural Income. (4) Employment (5) Gross national income (6) Industrial Production (7) Bank Deposits etc.

### ***c. Regression and correlation method:***

Regression and correlation are used for forecasting demand. Based on post data the future data trend is forecasted. If the functional relationship is analyzed with the independent variable it is simple correlation. When there are several independent variables it is multiple correlation. In correlation we analyze the nature of relation between the variables while in regression; the extent of relation between the variables is analyzed. The results are expressed in mathematical form. Therefore, it is called as econometric model building. The main advantage of this method is that it provides the values of the independent variables from within the model itself.

## **QUESTIONS**

1. What is meant by elasticity of demand? How do you measure it? What are determinates of elasticity of demand?
2. What is the utility of demand forecasting? What are the criteria for a good forecasting method? Forecasting of demand for a new product? ` Economic indicators`
3. What is promotional elasticity of demand? How does it differ from cross elasticity of demand.
4. Explain in law of demand. What do you mean by shifts in demand curve?
5. What is cross elasticity of demand? Is it positive for substitute or complements? Show in a diagram relating to the demand for coffee to the price of tea?
6. Income elasticity of demand and distinguish its, various tapes. How does it differ from pure elasticity of demand?
7. What is meant by demand? Everyone desires a Maruti 800 Car – Does this mean that the demand for Maruti Car is large?
8. Calculate price elasticity of demand:  
Q1= 4000                      P1= 20  
Q2= 5000                      P2= 19

9. What is demand analysis? Explain the factor influencing the demand for a product?

What are the various factors that influence the demand for a computer.

### **QUIZ**

1. Who explained the "Law of Demand"? ( )  
(a) Joel Dean (b) Cobb-Douglas  
(c) Marshall (d) C.I.Savage & T.R.Small
2. Demand Curve always \_\_\_\_\_ sloping. ( )  
(a) Positive (b) Straight line (c) Negative (d) Vertical
3. Geffen goods, Veblan goods and speculations are exceptions to\_\_\_\_. ( )  
(a) Cost function (b) Production function  
(c) Law of Demand (d) Finance function
4. Who explained the "Law of Demand"? ( )  
(a) Cobb-Douglas (b) Adam smith  
(c) Marshall (d) Joel Dean
5. When  $PE = \infty$  (Price Elasticity of Demand is infinite), we call it \_\_\_\_\_. ( )  
(a) Relatively Elastic (b) Perfectly Inelastic  
(c) Perfectly Elastic (d) Unit Elastic
6. Income Elasticity of demand when less than '0' ( $IE = < 0$ ), it is termed as \_\_\_\_\_. ( )  
(a) Income Elasticity less than unity (b) Zero income Elasticity  
(c) Negative Income Elasticity (d) Unit Income Elasticity
7. The other name of inferior goods is \_\_\_\_\_. ( )  
(a) Veblan goods (b) Necessaries  
(c) Geffen goods (d) Diamonds
8. Estimation of future possible demand is called \_\_\_\_\_. ( )  
(a) Sales Forecasting (b) Production Forecasting  
(c) Income Forecasting (d) Demand Forecasting
9. How many methods are employed to forecast the demand ( )  
(a) Three (b) Four  
(c) Two (d) Five

10. What is the formula for Price Elasticity of Demand? ( )
- (a)  $\frac{\% \text{ of change in the Price}}{\% \text{ of change in the Demand}}$  (b)  $\frac{\% \text{ of change in the Demand}}{\% \text{ of change in the Income}}$   
(c)  $\frac{\% \text{ of change in the Demand}}{\% \text{ of change in the Price}}$  (d)  $\frac{\% \text{ of change in the Demand of 'X'}}{\% \text{ of change in the Price of 'Y'}}$
11. When a small change in price leads great change in the quantity demand, We call it \_\_\_\_\_. ( )
- (a) Inelastic Demand (b) Negative Demand  
(c) Elastic Demand (d) None
12. When a great change in price leads small change in the quantity demand, We call it \_\_\_\_\_. ( )
- (a) Elastic Demand (b) Positive Demand  
(c) Inelastic Demand (d) None
13. "Coffee and Tea are the \_\_\_\_\_ goods". ( )
- (a) Relative (b) Complementary  
(c) Substitute (d) None
14. Consumers Survey method is one of the Survey Methods to forecast the \_\_\_\_. ( )
- (a) Sales (b) Income  
(c) Demand (d) Production
15. What is the formula for Income Elasticity of Demand? ( )
- (a)  $\frac{\% \text{ of change in the Income}}{\% \text{ of change in the Demand}}$  (b)  $\frac{\% \text{ of change in the Demand}}{\% \text{ of change in the Price}}$   
(c)  $\frac{\% \text{ of change in the Demand}}{\% \text{ of change in the Income}}$  (d)  $\frac{\% \text{ of change in the Demand of 'X'}}{\% \text{ of change in the Price of 'Y'}}$
16. What is the formula for Cross Elasticity of Demand? ( )
- (a)  $\frac{\% \text{ of change in the Price of 'X'}}{\% \text{ of change in the Demand of 'Y'}}$  (b)  $\frac{\% \text{ of change in the Demand}}{\% \text{ of change in the Price}}$   
(c)  $\frac{\% \text{ of change in the Demand of 'X'}}{\% \text{ of change in the Price of 'Y'}}$  (d)  $\frac{\% \text{ of change in the Demand}}{\% \text{ of change in the Income}}$
17. When PE = 0 (Price Elasticity of Demand is Zero), we call it \_\_\_\_\_. ( )
- (a) Relatively Elastic demand (b) Perfectly Elastic demand  
(c) Perfectly Inelastic demand (d) Unit Elastic demand
18. When PE =>1 (Price Elasticity of Demand is greater than one), We call it \_\_\_\_\_. ( )

- (a) Perfectly Elastic demand      (b) Perfectly inelastic demand  
(c) Relatively Elastic demand      (d) relatively inelastic demand

19. When  $PE < 1$  (Price Elasticity of Demand is less than one), We call it \_\_\_\_\_. ( )

- (a) Perfectly inelastic demand      (b) Relatively Elastic demand  
(c) Relatively inelastic demand      (d) perfectly Elastic demand

20. When  $PE = 1$  (Price Elasticity of Demand is one), we call it \_\_\_\_\_. ( )

- (a) Perfectly Elastic demand      (b) Perfectly inelastic demand  
(c) Unit elastic demand      (d) Relatively Elastic demand

21. When Income Elasticity of demand is Zero ( $IE = 0$ ), It is termed as \_\_\_\_\_. ( )

- (a) Negative Income Elasticity      (b) Unit Income Elasticity  
(c) Zero Income Elasticity      (d) Infinite Income Elasticity

**Note: Answer is "C" for all the above questions.**